

Development of a Smart Nanorobot for Sensor-based Handling in a Scanning Electron Microscope

ROBOSEM GRD1-2001-41861



COORDINATOR

- Sergej Fatikow, Kuratorium OFFIS e.V., Oldenburg, Germany

PARTICIPANTS

- Kuratorium OFFIS e.V., Oldenburg, Germany
- Centre Suisse d'Electronique et de Microtechnique S.A., Neuchatel, Switzerland
- Swiss Federal Laboratories for Material Testing and Research, Thun, Switzerland
- Swiss Federal Institute of Technology, Lausanne, Switzerland
- Helsinki University of Technology, Helsinki, Finland
- Instytut Technologii Elektronowej, Warszawa, Poland
- Centre National de la Recherche Scientifique, Besancon, France
- Micro-Beam Sarl, Neuchatel, Switzerland
- Nanoscale Technologies GmbH, Kassel, Germany
- Fundacion Robotiker, Bilbao, Spain
- Alicona Imaging GmbH, Graz, Austria
- LEO Elektronenmikroskopie GmbH, Oberkochen, Germany
- Point electronic GmbH, Halle, Germany
- Medplant Genetics, Bilbao, Spain
- Klocke Nanotechnik, Aachen, Germany
- Clinica Universitad de Navarra, Pamplona, Spain

PROJECT DESCRIPTION

Tremendous development of micro- and nanotechnology calls for tools for handling objects with an accuracy in sub-micrometer ranges. Within the ROBOSEM project, a nanohandling robot system for a desktop SEM station will be developed, with a powerful sensory support. A modular design of the robots will allow an easy conversion of the desktop nanohandling station for different applications. For the telemanipulation mode, a haptic interface to a nanorobot will be developed and a "virtual reality" representation of the working environment investigated. To enable powerful sensor feedback, a robot sensor system consisting of video cameras and tactile-/force microsensors integrated into the manipulators will be developed. To ensure the real-time processing of sensor data, a PC-based parallel computer system will be developed. Three prototypes will be build up and evaluated: microassembly in an SEM, nanotesting in an SEM and cell handling for genomic. The main innovation of ROBOSEM Project is the first-time development of a flexible robot-based nanohandling SEM desktop station. Many station components such as on-board vision sensors, integrated tactile-/force microsensors, advanced control modules, as well as robot-based SEM techniques and tools for microassembly, nanotesting and functional and pharmaco genomics will be unique developments

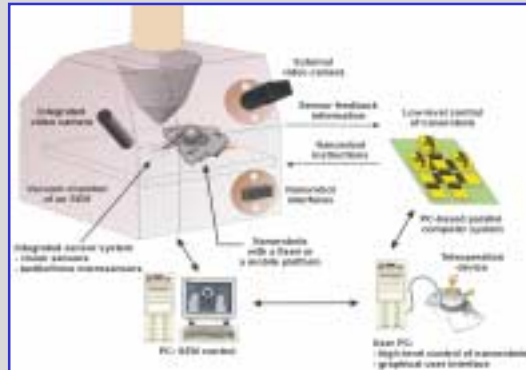
OUR ROLE IN THE PROJECT

Development of force microsensors,

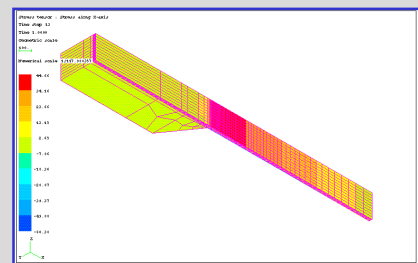
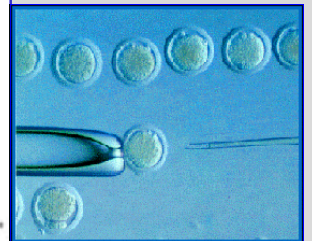
RESULTS

A force sensor using a silicon piezoresistive cantilever based on constriction of an AFM probe has been studied. The main objectives of this step were:

- Specifying of ROBOSEM partners expectations and requirements concerning the force sensor.
- Computer modeling and simulation of several sensors.
- Development of concept of integration of the force sensor with a gripper.
- Analysis of the possible interferences on the force measurements.
- Designing of the technological sequence for manufacturing of the sensor.
- Designing of the layout of the sensor.
- Designing of the system for characterization of the sensor.



On the left – a system of nanohandling for SEM, below – biological cells handled by microgripper.



Simulation of the bent silicon cantilever.



On the right – a nanomotor designed and manufactured by Klocke Nanotechnik – one of the Consortium members

On the left – nanorobot platform with 6 degrees of freedom developed by Swiss partners



Contact person: Piotr Grabiec
 phone: (4822) 716 5990, grabiec@ite.waw.pl